



VATSIM Oceania

Quarterly Report to the Executive Committee Q2 2010

With the Southern Hemisphere feeling the effects of a cold winter, VATSIM Oceania continue to progress well and continues to provide pilots and controllers in the Region a welcome break to the weather.

It was with a great deal of pleasure that on 2 May 2010, that the VATNA Regional Director, Bryan Wollenberg and I formally announced **VATSIM's Pacific Oceanic Partnership**. For several years, representatives of each VATOCE Division have been continuing to work with VATSIM USA on the Oceanic Partnership which has seen a common Oceanic Endorsement for members of all three divisions able to provide Oceanic ATC services in all three divisions. It is hoped that this initiative will see more Controllers certified to open the Oceania Stations of Auckland Radio, San Francisco Radio, Brisbane Radio, Nadi Radio and Tahiti Radio. The Website is available at <http://pacificoceanic.vatsim.net/> and a forum has been established in the VATSIM Forums to learn more.

My thanks go to both VATNZ and VATPAC for the successful inter-Division **"Cross the Ditch Autumn 2010"** event held in May. This full day of ATC and flights between Australia and New Zealand showcased the Region to the VATSIM community and as well as a large number of local pilots, saw many pilots fly in our part of the world. Many of whom have returned since!

The Region continues to work with VATSIM Europe to establish a **South Pacific vACC Pacific Sud** to promote ATC and Flying around the Pacific. It has been particularly important to work with VATSIM Europe due to several areas in the Pacific being under French rule and being French speaking. Work continues to progress on this under the leadership of Dr Jackson Harding, VATPAC's Deputy Division Director although is proving to be a test of all involved.

During the quarter 268 members joined VATSIM Oceania. Work began in early 2010 to ensure that all members of VATSIM Oceania are assigned to either VATPAC or VATNZ as a high percentage of the members are not assigned to a Division. This will ensure that a Division looks after them and provides for a clear direction for all members of the Division. It will also ensure that any member being dealt with but the Conflict Resolution processes of VATSIM have their matters dealt with more expediently. All new members joining VATSIM and selecting Oceania, or members transferring into VATOCE are now assigned to one division or the other. Work is still progressing to back capture all current unassigned members. It is hoped that this work will be completed by the end of the year.

2010 will be a busy year in VATSIM Oceania with a number of new initiatives planned to promote flying and controlling in our part of the VATSIM world.

Mark Richards
Regional Director
10 July 2010



VATPAC Quarter 2 Report

The last three months in VATPAC has seen the division director take a holiday and the deputy division director, Jackson Harding oversee the day-day running from April – May. I thank Jackson for the professional way he looked after the division during my absence

The division is actively working on strategies for maximising the number of members online at once. Each new member to the division is sent a "welcome email", which commencing next quarter will be followed up with a "how can we help you?" email if they have not connected to the network within 30 days of joining VATSIM. We anticipate that this will increase our "activation" rate of new members.

In relation to staffing, Arjun Murthy has been appointed as VATPAC Director of Airspace. Arjun has been responsible for the upkeep of our sector files for some time and his appointment to this role was natural considering his experience and hard work in the area of sector file creation.

Our Senior Controller criteria is considering being modified post GRP2, with more of a focus on techniques and an "Award" rather than an assessment process. Apart from this, GRP2 has had little effect on VATPAC due to us having implemented several of its key components long ago.

Our Website is finally up and running as it should be, with our IT Director, Greg Wilson, having taking on the role as mentioned in previous reports an put in several hours of work to create a stable and well resourced website. I'd like to take this opportunity to thank Greg for his great work in getting our website fully operational again.

VATPAC is looking forward to the opportunity that Pilot Ratings will give our online community and are looking forward to working with our "sister" VA, VATNZ, and our local VA's to make this a great opportunity for pilots.

Shannon Wells
Division Director
19 July 2010



VATSIM New Zealand

Quarterly Report to the Regional Director

Q2 2010

The second quarter of 2010 has been a period of stability and growth within VATNZ. For the first time in three quarters there have been no board level changes and the division is benefiting from this continuity of leadership in the sustained delivery of training and operational services to our membership.

Controller activity remains healthy, while division flight hours are strong. The Cross the Ditch Autumn 2010 event in May saw substantial traffic with pilots from across the globe taking part. The event also presented the first opportunity for controllers to take advantage of the long-gestating Oceanic Partnership Programme which launched in May, as a number of VATUSA members helped provide Oceanic coverage during the day.

Membership growth has continued, with a number of new controllers joining the division's ranks, and morale among staff and non-staff members alike is good.

Staff Changes

No staff changes

Division staff remained unchanged throughout this quarter.

Training

The division's Training department has seen continued growth and development. The recruitment of additional training and mentoring staff has seen a significant increase in the number of students progressing through the division's training programme.

Oceanic Partnership

After several years of negotiations and development, the Oceanic Partnership Programme – the joint Pacific oceanic training and endorsement programme with VATNZ, VATPAC, and VATUSA – launched in early May.

VATNZ strongly supports this programme and was pleased to see a number of VATUSA members taking advantage of it to join the ATC team for the Cross the Ditch Autumn 2010 event.

Membership

There were 24 new members who joined VATNZ and become active during this quarter.

There were 23 VATNZ members who provided ATC in VATNZ airspace during the quarter.

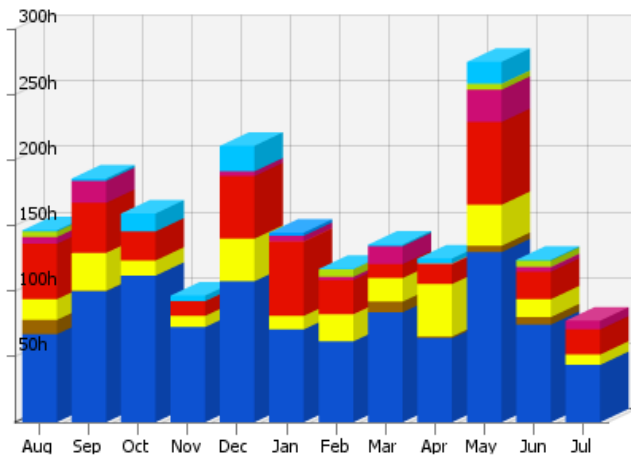
There were 123 VATNZ members who flew in VATNZ airspace during the quarter.

Overall there were 127 VATNZ members who were active in VATNZ airspace during the quarter.

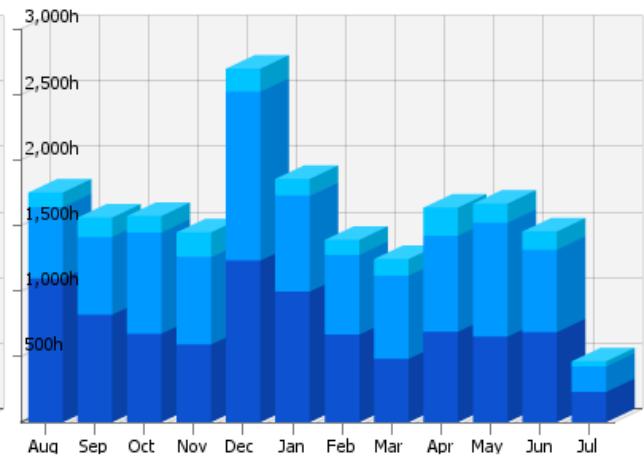
Activity

Flight and ATC activity have both remained strong during the quarter. The activity levels have picked up from their traditional late-summer lows in February and March. The Cross the Ditch Autumn 2010 event has skewed the May ATC figures much higher than regular periods. It is also pleasing to note that the ATC coverage for that event was significantly higher than that generated by the Cross the Ditch Spring 2009 event in December last year. A systems error caused a number of flights during May to go unrecorded, and this prevented the Flight Activity graph from accurately representing the traffic spike caused by the event.

VATNZ ATC Activity by Airspace



VATNZ Flight Activity by Category

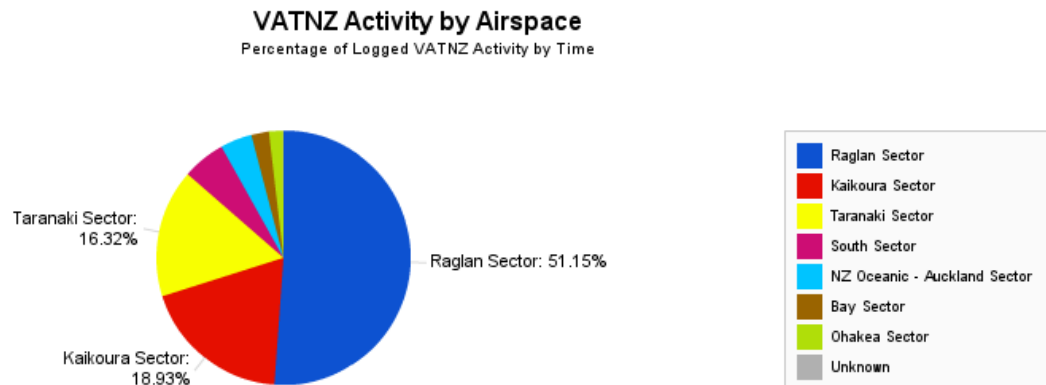


Airspace

As usual, the Raglan Sector has been the most frequently manned position with Kaikoura and Taranaki sectors in second and third places. This quarter saw a slight decrease in the dominance of the three major sectors with increased activity in the Auckland Oceanic and the Bay sectors in particular.

Airspace Summary

A summary of the recorded controller activity in VATNZ airspace broken down by airspace.



#	Airspace	Name	Sessions	Time Online	%
1	NZCH-R_CTR	Raglan Sector	330	268h 09m	51.15
2	NZCH-K_CTR	Kaikoura Sector	135	99h 14m	18.93
3	NZCH-T_CTR	Taranaki Sector	95	85h 32m	16.32
4	NZCH-S_CTR	South Island - South Sector	26	28h 47m	5.49
5	NZZO_FSS	NZ Oceanic - Auckland Sector	20	21h 03m	4.02
6	NZCH-B_CTR	Bay Sector	18	11h 41m	2.23
7	NZOH_CTR	Ohakea Sector	9	9h 33m	1.82
8		-- Unable to Determine Airspace --	1	11m	0.04
8 airspaces			634	524h 13m	

Position Type


For the first time Enroute Control has been surpassed as the most frequently staffed position type. The resurgence of Tower and Approach positions is a reflection of the number of students that the Training Department have been progressing through the training programme.

Position Type Summary - Q3 2010

A summary of the position types that have recorded activity in VATNZ airspace.

VATNZ Activity by Position Type

Percentage of Logged VATNZ Activity by Time



#	Type	Sessions	Time Online	%
1	Tower (TWR)	252	170h 43m	32.57
2	Enroute Control (CTR)	129	120h 09m	22.92
3	Approach (APP)	93	119h 31m	22.80
4	Ground (GND)	138	92h 34m	17.66
5	Oceanic Control (FSS)	21	21h 14m	4.05
6	Departure (DEP)	1	0m	0.00
7	position types	634	524h 13m	

Flights

The majority of flights continue to involve the three main New Zealand airports. This is a reflection of the real-world traffic levels.

Auckland, Wellington, and Christchurch alone make up over 60% of all flight movements for the period. Christchurch's share has increased largely as a result of the Cross the Ditch Autumn 2010 event which was partially there.

The Pacific airports were again considerably quieter than mainland New Zealand: this quarter only Faleolo (Apia, Western Samoa) was the only non-NZ airport to appear in the Top Ten, although other Pacific airports featured at twelfth and fourteenth.



- **Note:** Flight Activity is only included if the flight passes through VATNZ airspace.
- **Note:** Flight Time Rankings are based upon flight time that occurs within VATNZ airspace; not total flight time.

#	Airport	Flights	% of All Flights	Average Duration	Arrivals	Arr/Dep Ratio	Departures	Internal	Int/Ext Ratio	External
1	NZAA	1210	28.79	3h 20m	674		536	654		556
2	NZCH	811	19.30	2h 39m	416		395	489		322
3	NZWN	551	13.11	1h 30m	258		293	490		61
4	NZQN	213	5.07	2h 05m	92		121	155		58
5	NZHN	109	2.59	1h 05m	56		53	102		7
6	NZPM	80	1.90	1h 02m	42		38	80		
7	NZWB	72	1.71	49m	36		36	72		
8	NZNS	71	1.69	1h 10m	33		38	71		
9	NZDN	66	1.57	1h 40m	26		40	60		6
10	NSFA	63	1.50	3h 08m	30		33	30		33

Summary

Q2 2010 has been successful one for VATNZ. The highlights of the Oceanic Partnership Programme launch and the Cross the Ditch Autumn 2010 event were complemented by three months of pleasing progress and activity especially within the Training programme. VATNZ remains in a strong and healthy position heading into the New Zealand spring.

Nick Johnston,
DIVISION DIRECTOR

10th July 2010